


Elephant Notebooking Pages

A Mini-Theme
Notebooking Set



©2010 NotebookingPages.com

Elephant Notebooking Pages




by Debra Reed
NotebookingPages.com
10216 Peppersville Rd.
Blackwell, MO 63626

©2010 *NotebookingPages.com*

All rights reserved. Digital duplication, electronic transmission or posting of the contents contained, printing, photocopying, and/or distribution of copies of content is prohibited.
Exception—purchaser may reproduce for use by their own family or in a single classroom.

Most images ©2010 Jupiterimages Corporation



Thank you for your interest in our resources!

I pray they are a blessing to your family.



We currently homeschool using a variety of Classical, Charlotte Mason, and Thomas Jefferson Education methods, principles, and resources. It is my pleasure to share with you what we have learned in our homeschooling experiences. We specialize in providing affordable notebooking products to accommodate any subject and style of homeschooling. Our goal is to help homeschooling families make the notebooking approach a regular part of their day by providing products that make notebooking super easy to implement. Notebooking has unleashed a love of learning in our home and children. I hope and pray that through our site and our products, that your family will also find this same love.



Sign Up for
Subscriber
Freebies
& Updates!

-- Blessings, Debra Reed / NotebookingPages.com

**Membership Access to EVERYTHING
Plus a Year of Updates:**

<http://notebookingpages.com/treasury>

Our Full Line of Notebooking Products:

<http://notebookingpages.com/archives/category/notebooking-pages-products>


Sign Up for Our Updates, Discounts, & Tips:

<http://notebookingpages.com/email-list>

Our Free Homeschooling Resources:


<http://notebookingpages.com/treasury/free-notebooking-pages-homeschooling-resources>

Elephant




by:

Elephant




by:




Elephant

Elephant



Handwriting practice lines consisting of solid top and bottom lines with a dashed middle line. There are four sets of these lines on the page, with the first set positioned directly below the elephant illustration.

Elephant



Handwriting practice lines consisting of a solid top line, a dashed middle line, and a solid bottom line.

Handwriting practice lines consisting of a solid top line, a dashed middle line, and a solid bottom line.

Handwriting practice lines consisting of a solid top line, a dashed middle line, and a solid bottom line.

Handwriting practice lines consisting of a solid top line, a dashed middle line, and a solid bottom line.


Handwriting practice lines consisting of a solid top line, a dashed middle line, and a solid bottom line.

Handwriting practice lines consisting of a solid top line, a dashed middle line, and a solid bottom line.


Handwriting practice lines consisting of a solid top line, a dashed middle line, and a solid bottom line.

Handwriting practice lines consisting of a solid top line, a dashed middle line, and a solid bottom line.

Handwriting practice lines consisting of a solid top line, a dashed middle line, and a solid bottom line.



Elephant



A large, empty rectangular box intended for a drawing or illustration of an elephant.


A series of horizontal lines for writing notes related to the elephant illustration.

Two horizontal lines for writing notes.

A large, empty rectangular box intended for a drawing or illustration of an elephant.

A series of horizontal lines for writing notes related to the elephant illustration.

Elephant



A large empty rectangular box for drawing or writing.



Four sets of handwriting lines, each consisting of a solid top line, a dashed middle line, and a solid bottom line.

Three sets of handwriting lines, each consisting of a solid top line, a dashed middle line, and a solid bottom line.

A large empty rectangular box for drawing or writing.


Four sets of handwriting lines, each consisting of a solid top line, a dashed middle line, and a solid bottom line.

Elephant




Handwriting practice lines consisting of a solid top line, a dashed middle line, and a solid bottom line.

Handwriting practice lines consisting of a solid top line, a dashed middle line, and a solid bottom line.



Handwriting practice lines consisting of a solid top line, a dashed middle line, and a solid bottom line.

Elephant




A large empty rectangular box for drawing or writing.

Four sets of horizontal writing lines, each consisting of a solid top line, a dashed middle line, and a solid bottom line.

Two sets of horizontal writing lines, each consisting of a solid top line, a dashed middle line, and a solid bottom line.


A large empty rectangular box for drawing or writing.

Elephant



Handwriting practice lines consisting of four sets of horizontal lines. Each set includes a solid top line, a dashed middle line, and a solid bottom line.

A large, empty rectangular box for drawing or additional writing.




Elephant

Blank rectangular box for notes.

Blank rectangular box for notes.

Large blank rectangular box for notes.

Elephant



Blank rectangular box for notes.

Blank rectangular box for notes.

Blank rectangular box for notes.

Blank rectangular box for notes.